

INFORMATION SHEET

How to locate Home Medicine Review (HMR/DMMR) Referral and Plan Templates in Best Practice

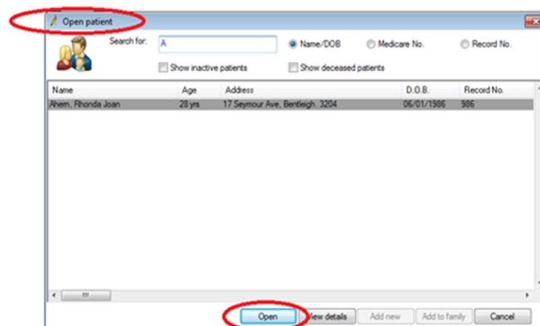
Step 1: HMR/DMMR Referral

Select 'File' and 'Open Patient' and select from list



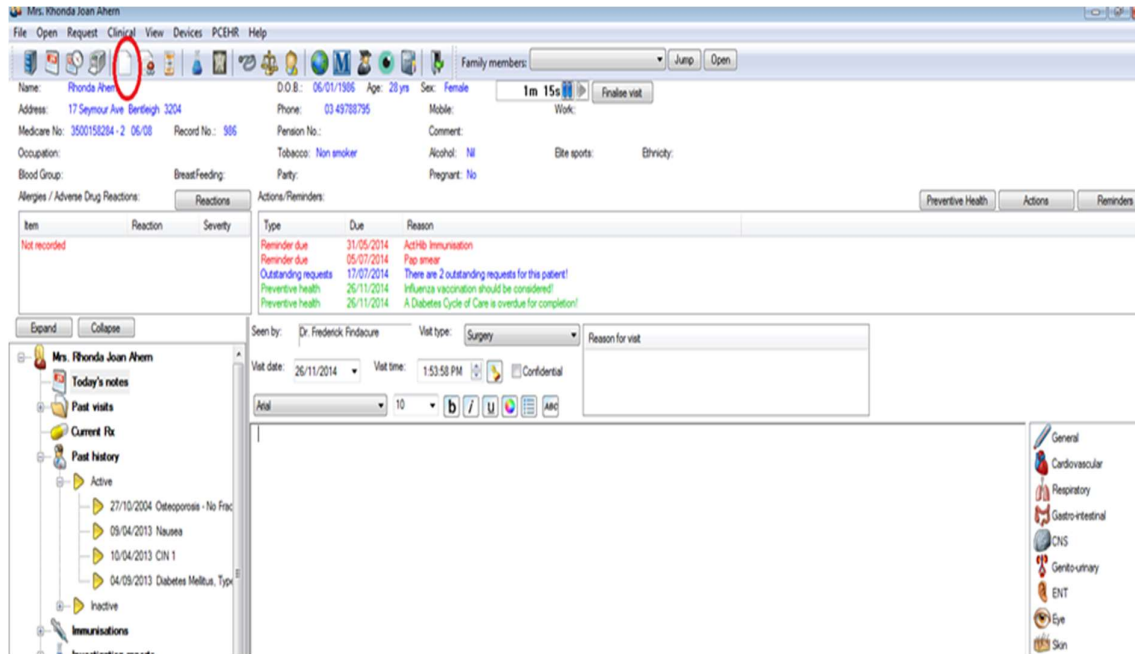
Step 2

Search and select patient click on 'Open patient'



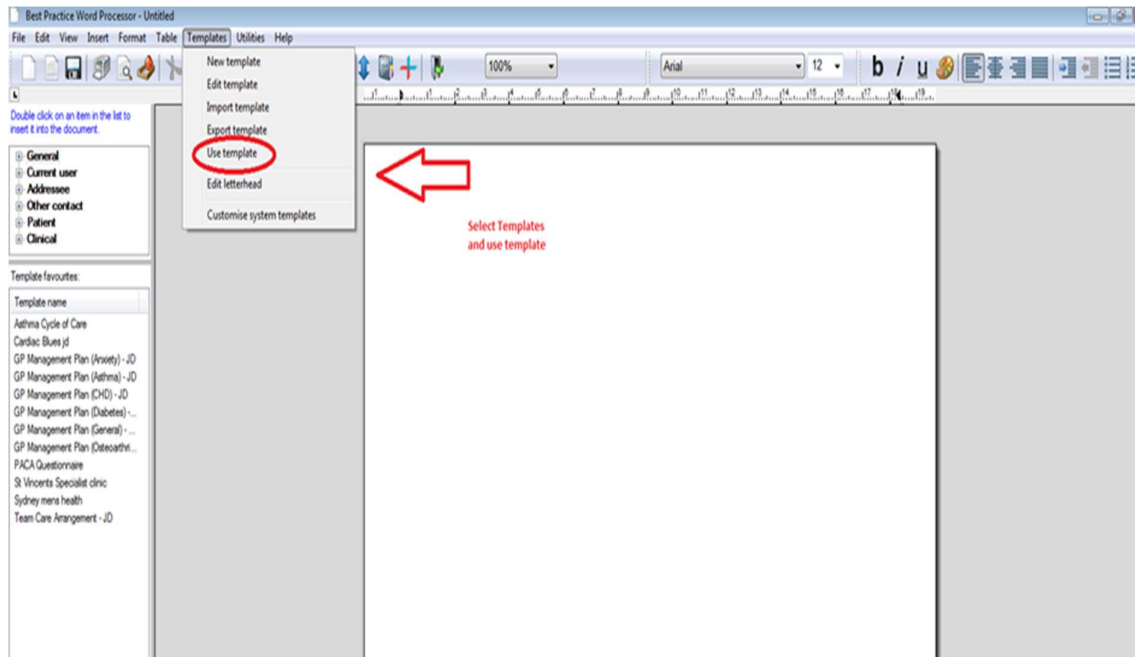
Step 3

Click on the 'new letter icon' found on the toolbar



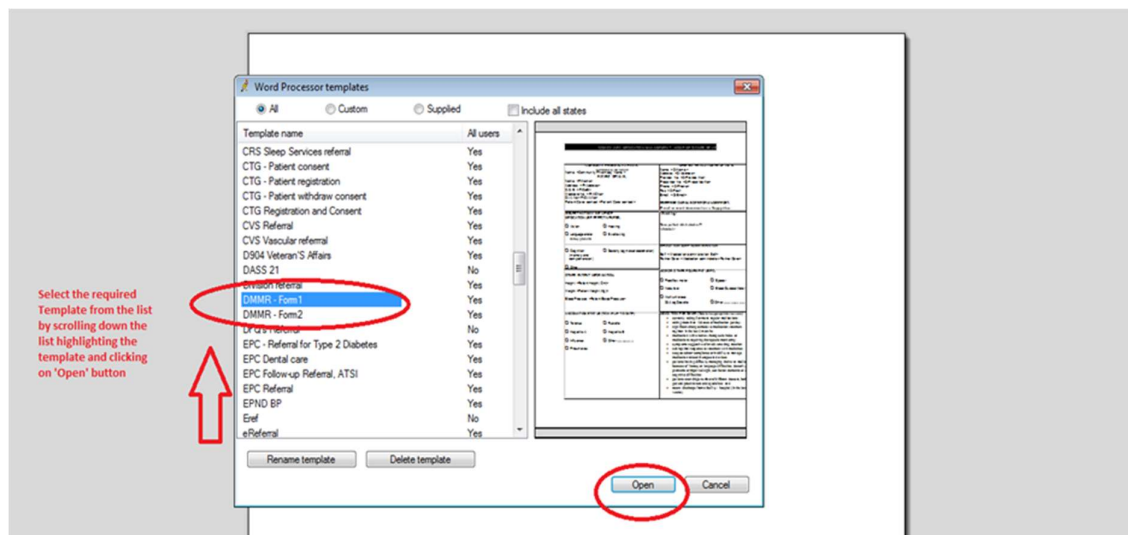
Step 4

Select 'Templates' and click on 'use template'



Step 5

Select the '**DMMR- Form1**' by scrolling down the list highlighting the template then click on 'Open' button



Step 6

Select information from drop down boxes to insert into fields in DMMR Form1 Template.

Send the completed '**DMMR Form 1 (Referral)**' to the Community Pharmacy. The pharmacy organises an accredited pharmacist to review the medications of the patient in the patient's home.

Then, after receiving the HMR/DMMR Report from the pharmacy, GP prepares the **DMMR Form 2 (Plan)**

Step 7 DMMR/HMR Plan

Repeat Steps 1 to 4.

Step 8

Select the '**DMMR- Form2**' by scrolling down the list highlighting the template then click on 'Open' button.

Select information from drop down boxes to insert into fields in DMMR Form2 Template. Complete the table within the Plan. Print a copy of the Plan to give to the patient and a copy to the pharmacy.

Step 9

Claim MBS Item 900.

For more information

Contact Brigitte Cusack Email: b.cusack@cesphn.com.au Phone: 9330 9929 (Mondays)