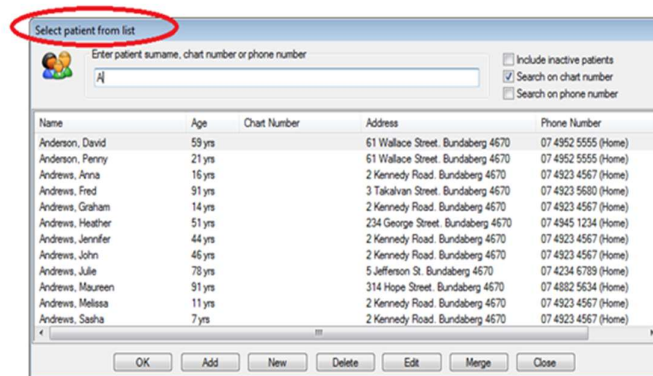


INFORMATION SHEET

How to locate Home Medicine Review Referrals and Plan Templates in Medical Director

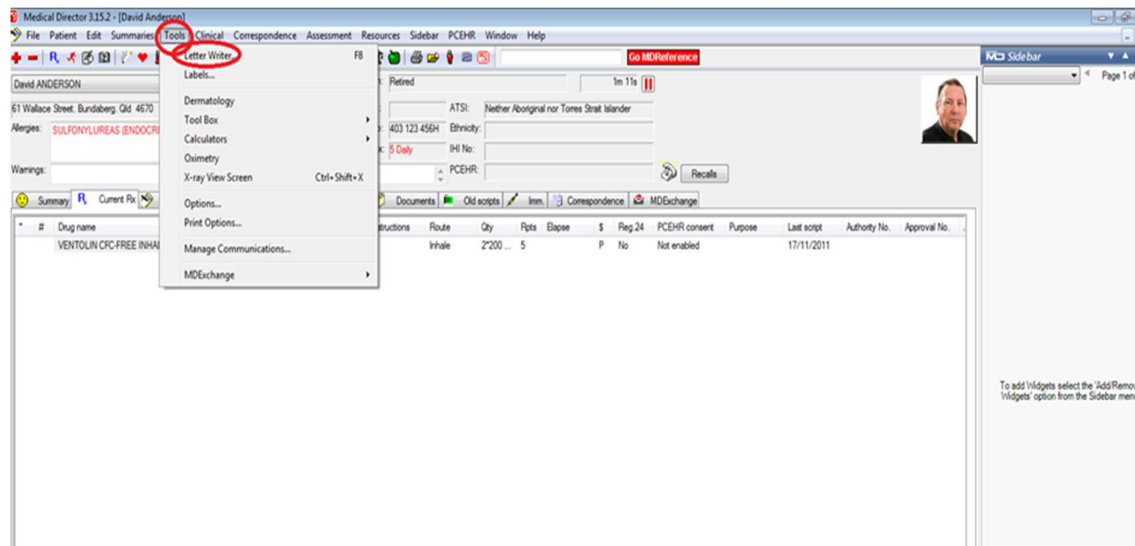
Step 1: Home Medicine Review (HMR/DMMR) Referral

'Open Patient' and select patient from list



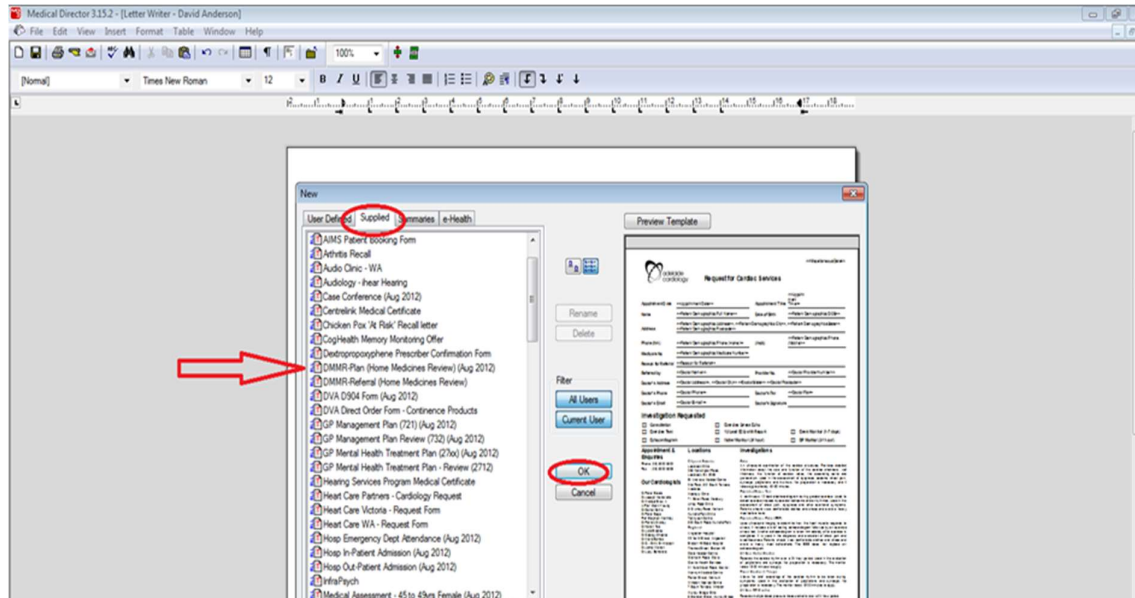
Step 2

Click on 'Tools' and select and click on 'Letter Writer'



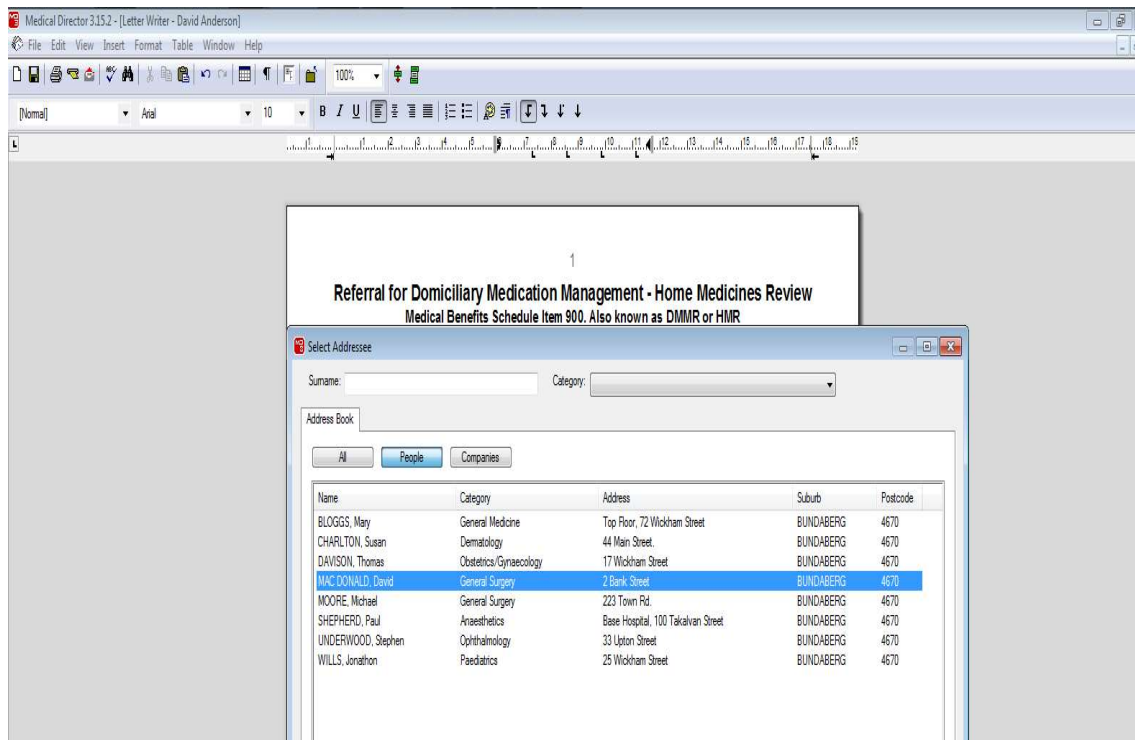
Step 3

Click on 'Supplied', select 'DMMR - Referral (Home Medicine Review)' and click 'OK' to open



Step 4

Select information from drop down boxes for 'Addressee' (pharmacy), 'Progress notes', 'Investigations' to insert and then complete the 'User Defined Fields' in DMMR – Referral (Home Medicine Review) Template. Click 'OK'. Print the Referral.



Step 5

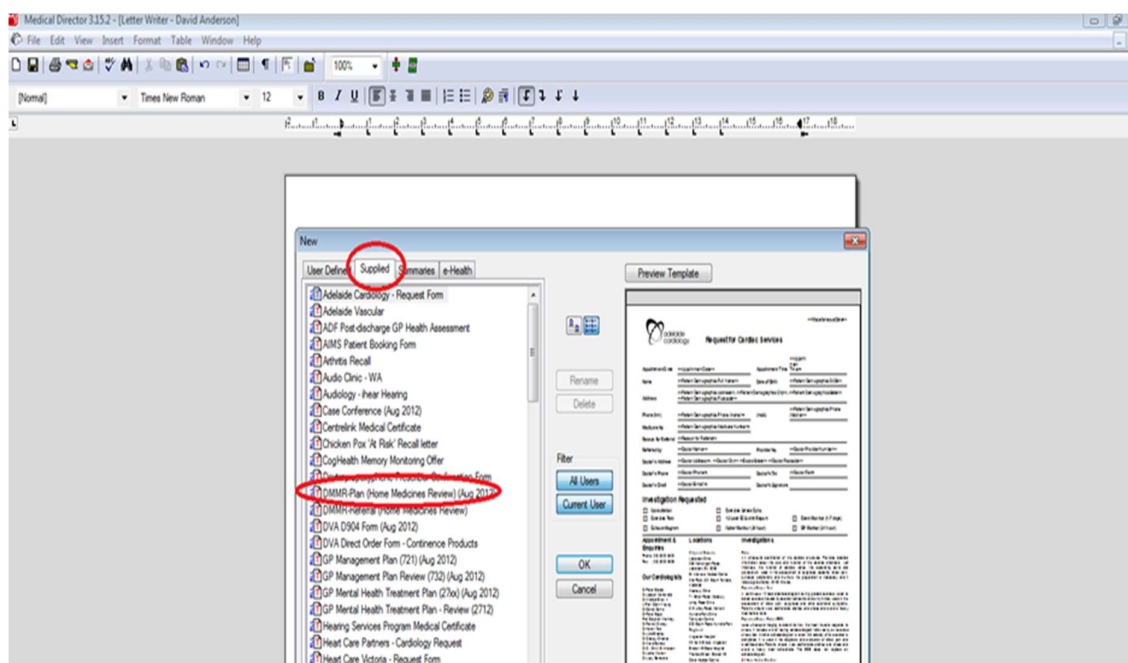
Send the Referral for DMMR/Home Medicines Review (HMR) to the patient's preferred community pharmacy. The pharmacy organises for an accredited pharmacist to conduct a review of the medications during a visit to the patient in their home. The HMR Report is then sent to the GP who has to prepare a DMMR/HMR Plan in consultation with the patient.

Step 6 : DMMR – Plan (Home Medicines Review)

GP prepares the DMMR – Plan (Home Medicines Review) by repeating Steps 1 and 2.

Step 7

Click on 'Supplied', select 'DMMR - Plan (Home Medicine Review)' and click 'OK' to open.



Step 8

Select information from drop down boxes to insert into fields in DMMR – Plan (Home Medicine Review) Template. Scroll down the page and enter information into the Plan table as required. Print copy for patient and send a copy to the pharmacy.

Step 9

Claim MBS Item 900

For more information

Contact Brigitte Cusack Email: b.cusack@cesphn.com.au Phone: 9330 9929 (Mondays)