


# OUR PHN

Last updated August 2016

## CURRENT POPULATION

**TOTAL  
POPULATION**  
**1,497,186**




**49.8%**  
**50.2%**

## LIFE EXPECTANCY

**♂ 82.0**  
**♀ 86.7**

## ABORIGINAL

**PHN 0.8%**  
**NSW 2.5%**



## BORN OUTSIDE AUSTRALIA

**PHN 35%**  
**NSW 26%**

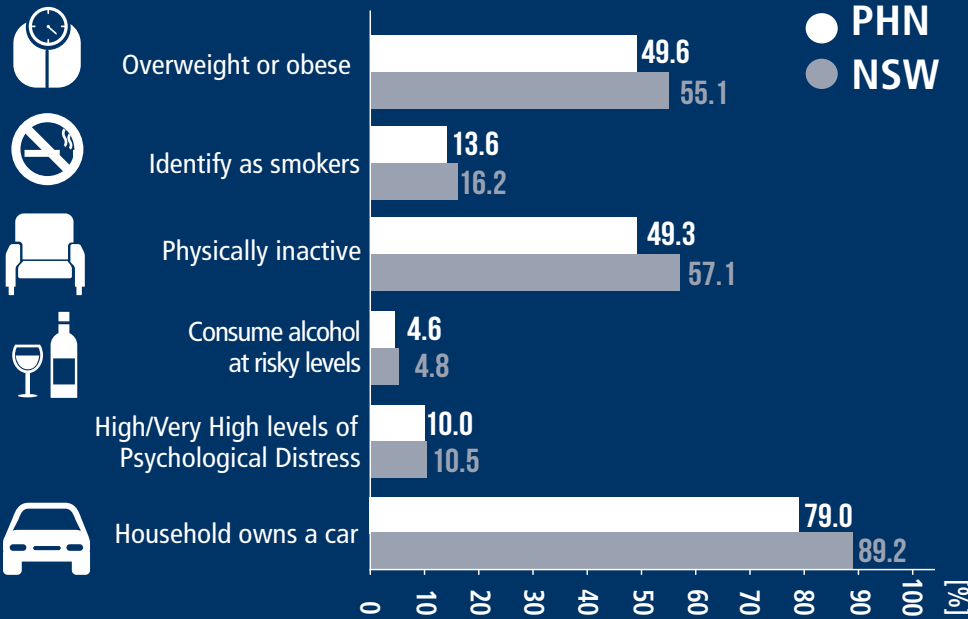


## SPEAK LANGUAGE OTHER THAN ENGLISH AT HOME

**PHN 35.2%**  
**NSW 22%**



## HEALTH AND LIFESTYLE INFORMATION



**87%**  
Rate their health **POSITIVELY**

**84%**  
Saw a GP in the **PAST YEAR**

**1,474**  
Hospital admissions **PER DAY**

**1,932** PER 100,000 POPULATION  
Avoidable hospital admissions **PER YEAR**

## PROJECTED CHANGE IN POPULATION

Year	0-14 YEARS	15-64 YEARS	65+ YEARS	2031 TOTAL POPULATION
2011	15.7%	70.9%	13.4%	1,851,500
2031	16.3%	66.9%	16.8%	1,851,500

## AREA PROFILE

<b>18</b> Public Hospitals	<b>667</b> km <sup>2</sup> Land Area	<b>↑2,400</b> General Practitioners
<b>2</b> Local Health Districts	<b>5</b> headspace Sites	<b>↑4,500</b> Allied Health Professionals
<b>2</b> Hospital Networks	<b>1</b> Aboriginal Medical Service	<b>↑480</b> Practice Nurses